

APPLICATION FOR CERTIFICATE OF APPROPRIATENESS (COA)

Building address 306 BRODHEAD AVENUE, FRONT, BETHLEHEM, PA 18015

Owner of building AMBIANA M. LLC Phone _____

Owner's email & mailing address _____

Applicant WILLIAM J MARYLENA SEIKAS Phone: 610 401 3124

Applicant's email & mailing address _____

City _____ State _____ Zip Code _____

APPLICANT MUST ATTEND MEETING FOR CASE TO BE HEARD.

USE THE CHECKLIST ON THE BACK OF THIS APPLICATION TO ENSURE YOUR SUBMISSION IS COMPLETE.

Historic & Architectural Review Board – Application form, photographs, and drawings must be submitted 2 weeks prior to the regular scheduled meeting in order to be placed on the agenda for the next meeting.

South Bethlehem & Mount Airy Historic Conservation Commission - Application form, photographs, and drawings must be submitted 2 weeks prior to the regular scheduled meeting in order to be placed on the agenda for the next meeting.

1. **PHOTOGRAPHS** - Photographs of your building and neighboring buildings **must accompany** your application.

2. **TYPE OF WORK PROPOSED** – Check all that apply. Please bring any samples or manufactures specifications for products you will use in this project.

- Trim and decorative woodwork
- Siding and Masonry
- Roofing, gutter and downspout
- Windows, doors, and associated hardware
- Storm windows and storm doors
- Shutters and associated hardware
- Paint (Submit color chips – HARB only)
- Skylights
- Metal work
- Light fixtures
- Signs
- Demolition
- Other _____

3. **DRAWINGS OF PROPOSED WORK** – Required drawings **must accompany** your application. Please submit **ONE ORIGINAL AND TEN (10) COPIES OF DRAWINGS, PHOTOGRAPHS, APPLICATION FORM, AND ANY SPECIFICATIONS**

- Alteration, renovation, restoration (1/4 or 1/8"=1'0" scale drawings required IF walls or openings altered.)
- New addition (1/4" or 1/8"=1'0" scale drawings: elevations, floor plans, site plan)
- New building or structure (1/4" or 1/8"=1'0" scale drawings: elevations, floor plans, site plan)
- Demolition, removal of building features or building (1/4" or 1/8"=1'0" scale drawings: elevation of remaining site and site plan)
- A scale drawing, with an elevation view, is required for all sign submittals

4. **DESCRIBE PROJECT** – Describe any work checked in #2 and #3 above. Attach additional sheets as needed.

PLEASE SEE ATTACHED

5. **APPLICANT'S SIGNATURE**

DATE: 10-11-2019

Application For Certificate of Appropriateness

Address : 306 Brodhead Ave, Bethlehem, PA 18015

Applicant: William & Marylou Seixas

Address of Applicant : **[REDACTED]**

10-16-2019

#4

Describe Project:

Due to further measurements and prior meeting with South Bethlehem Historic Conservation

Commission, we would like to amend prior request and need to add following details:

- 1- sign extended to 14' wide
- 2- height of first letter "C" reduced to 32", hopefully, accommodating Board's request in their concern of second landing's sill obstruction
- 3- added backplate to accommodate the size of the letter "C" as its size and backlight obstruction was a concern (see attached proposal from DSigns)
- 4- as discussed in prior meeting, a fabric sample (not in color, as color will be black) for window awnings
- 5- as discussed in prior meeting, enclosed sides of window awnings have been removed (see attached proposal) and measurements have been specified (see proposal)
- 6- enclosed is a picture of proposed outdoor gooseneck lights, 3 in total; Light 1 to be hung centered in between both awnings, as well as centered at exposed outer sides of both awnings to edge of building, leaving Light 2 to be hung over left-side doorway and Light 3 to be hung in center column located on right-side of store entryway

Original application HCC Case # 691 :

- remove old signage
- light masonry around area for signage
- paint yellow metal trim to satin black
- paint door entrance trim to match window trim
- paint front lower portion of building (storefront area) to light stone white

Proposed sign will consist of our name (similar to Dorma on 3rd St, & the Factory signage) and potato logo in the middle of name (as in picture), with an added soft orange glow in background of letters.

[Home](#) / [Gooseneck Lights](#) / [Featured Items](#) / **12" Barn Light with 18"W x 8.5"H Gooseneck Arm**

[My Account](#) [Blog](#) [Log In](#) [My Shopping List](#) (0)

12" Barn Light with 18"W x 8.5"H Gooseneck Arm

[Be the first to review this product!](#)

SKU: SL-AE1-BRN12
 Ships In: Usually ships in 2-3 weeks
 Availability: Yes

\$232.85

Quick Overview

For attractive outdoor sign lights look to this 12" Barn Light Fixture. Available in a multitude of arm/shade configurations, commercial barn lighting adds vintage flair to any facade or interior. Each fixture is Made in USA, offering handcrafted quality barn lights, built right here in America. Customize goosenecks below in 25+ powder coat finishes and unique accessories. Real brass and copper fixtures can be selected for an elegant lighting scheme that enhances business signs, walkway canopies, and murals alike.


12" Barn Light Gooseneck Lighting

- 12"W x 8"H Barn Light Shade with gooseneck arm and baseplate cover (fits standard round or octagonal light boxes)
- Available for 200W max INC, 57W max CFL, 175W max MH, 150W max HPS, 30W LED or GU24 base
- For billboard, canopy, awning and outdoor sign lighting
- Accessorize with wire guards, cast guards, or swivel knuckles (adjustable gooseneck lights)

Just like our warehouse lights, these barn shade light fixtures provide industrial lighting that outlasts common fixtures. We also offer custom color matching, gooseneck arms, and are skilled with working with contracted professionals on commercial lighting schedules. Call toll-free to work with a project manager for additional information or to request a custom price quote.

Color Options

C91 Black \$232.85



Product Description

Additional Information

Need to upgrade your business's facade on a budget? Get a stylish upscale look without breaking the bank by adding outdoor gooseneck barn lights to your building's exterior. Not only will these attractive aluminum fixtures give you the sought-after appeal of classic vintage barn lights, but they will also add some valuable illumination to your storefront and signage. Two outstanding benefits rolled into one! Purchase multiple 12" barn lights to add a brilliant nighttime glow to your entire facade or simply add one above a doorway or sign for impressive accent lighting. These American-crafted fixtures are sure to add a touch of rustic charm to any architecture.

Our 12" barn lights feature a classic wide round shade for optimal light cast on large outdoor areas. They come complete with an elegant 18" W gooseneck arm and standard round base plate. Customize your barn-style lamp by giving it your own unique color. We offer 25 hues to choose from which include real metals for a truly vintage appeal. For heavily trafficked commercial spaces like retail shops and restaurants, don't forget to add an accessory cast guard and vapor jar for extra protection of your lamping elements. This fixture comes with standard incandescent lamping.

SKU: SL-AE1-BRN12
\$232.85
 Availability: Yes

Qty: ADD TO CART

CONCEPT ART

Client: Couchpotadoh - 306 Brodhead Ave Bethlehem, PA 18015

Design

32" Couchpotadoh
 Bethlehem

Letters will be mounted on a steel backplate* 14' Depth of letters: 3 inches

Before

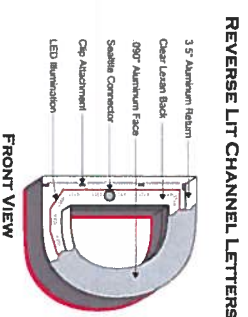
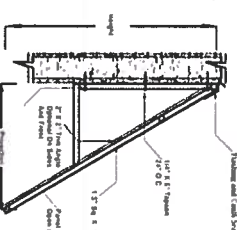


Awning details:

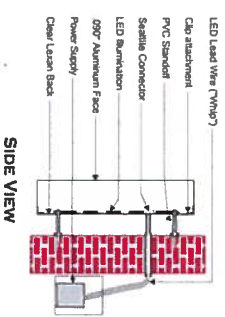
One will be 14ft in width and the other will be 11ft in width, both of these will extend 2.5ft outwards from the building onto the sidewalk. They'll be open on the sides and the material we'll use for the awnings will be Sunbrella-material based.

- Awnings have a 30" Projection
- Distance between Awnings: 5'
- Height of Awnings: 3'

Proposed



FRONT VIEW



SIDE VIEW

Plate will be go over the crown molding by 6"

Channel letters will be installed 15ft above sidewalk*

Method of Installation:

The plate will be mounted with lag bolts and expandable shields in the wall.

Awnings will be installed 12ft above sidewalk*

PROPOSAL
 Install 3D Reverse lit Channel letters onto building front along with two black awnings extending 2.5ft outwards.

Scale: 1/8" = 1'



www.designspa.com
 (610) 841-2188 / (484)707-858

Client: Couchpotadoh
Location: 306 Brodhead Ave Bethlehem, PA 18015
Sales Rep: David Delos Santos

Date: 10/4/19
Scale:
Work Order #

Signing this document states that the contents of this proof are correct and the responsibility of the client. Please review art for accuracy in: Dimension | Layout | Spelling | Color

Customer Approval

THIS IS AN ORIGINAL UN-PUBLISHED DRAWING CREATED BY DESIGNS. IT IS SUBMITTED FOR YOUR PERSONAL USE IN CONJUNCTION WITH A PROJECT BEING PLANNED FOR YOU BY DESIGNS. IT IS NOT TO BE SHOWN TO ANYONE OUTSIDE YOUR ORGANIZATION, NOR IT IS TO BE USED, REPRODUCED, COPIED OR EXHIBITED IN ANY FASHION.

